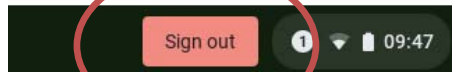
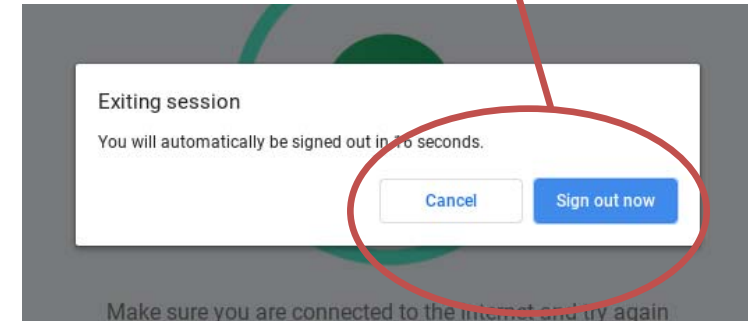


Switching accounts on a Chromebook

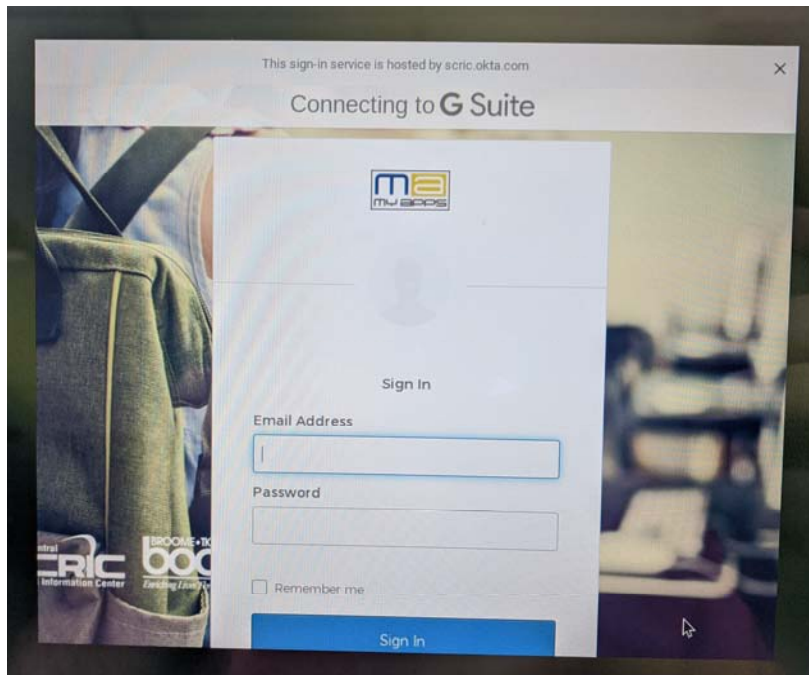
If you are already logged into your account from your home-school go to the Signout button in the lower right corner (as shown)



You can Signout by clicking the button or wait for the countdown to time out. This will take you back to the login screen. You can then sign in with your **FirstName.LastName@oncboces.org** account



You will be brought to the MyApps login page. Enter in your **@oncboces.org** email and password to log in



You may also have to change the account that chrome is using go to the google page (<https://google.com>) and switch to your ONC BOCES account

